

Scaled data based on original data using
LM-79-08 Approved Method: Electrical and Photometric Measurements of Solid-
State Lighting Products

Test Report Prepared for
Cooper Lighting Solutions
(formerly Eaton)

Brand: STREETWORKS

Report Number: P141138

Luminaire Tested: **CEM-E01-LED-E-U-SL3-8030**

Issue Date: 3/3/2020

Test Information

Test Method: LM-79-08
Report Number: P141138
REPORT IS SCALED FROM IESNA LM-79-08 TEST DATA (P33691)
Test Lab: INNOVATION CENTER-P3
Issue Date: 3/3/2020
Manufacturer: COOPER LIGHTING SOLUTIONS (FORMERLY EATON)
Product Line: STREETWORKS
Catalog Number: CEM-E01-LED-E-U-SL3-8030
Description: EPIC CLASSICAL MEDIUM DECORATIVE LED LUMINAIRE
(1) LIGHTBARS WITH AccuLED OPTICS - TYPE 3 W/ SPILL LIGHT CONTROL
Light Source: (21) 3000K CCT, 80 CRI LEDs
Ballast/Driver: -

Summary

Lumens per Lamp: N/A
Luminaire Lumens: 2442.4 lumens
Efficiency: N/A
Efficacy: 98.9 lumens/watt
Luminous Opening: Rectangular (W 0.17' x L: 1' x H: 0')
IES Classification: Type III - Short - Semi-Cutoff
BUG Rating: B1 - U0 - G1

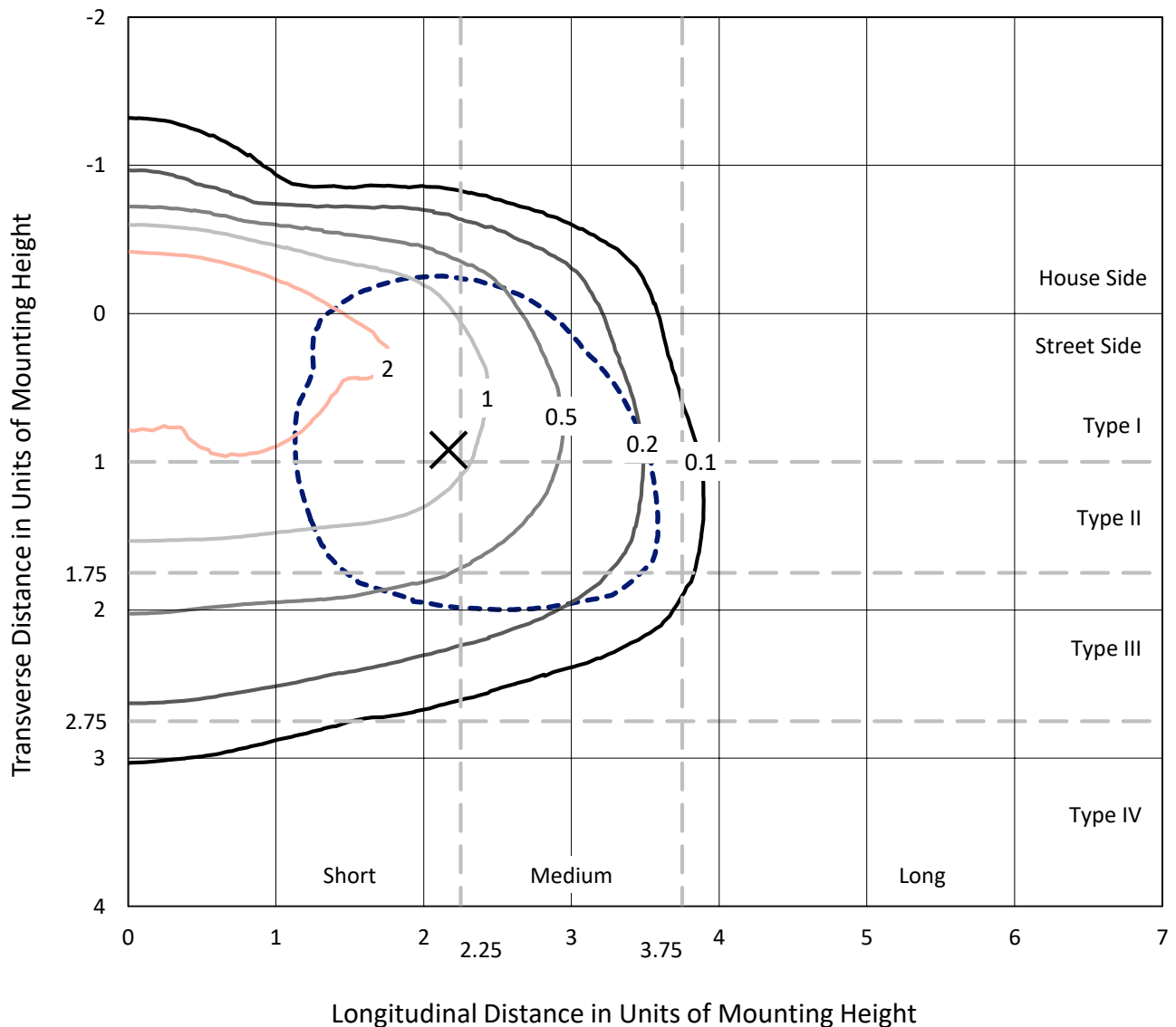
Input Watts (W): 24.7
Input Voltage (V): NR
Input Current (A_{in}): NR
Voltage Rise (V): NR
Power Factor: NR
Total Harmonic Distortion (THDi): NR
Frequency (hertz): 60
Stabilization Time: NR
Operation Time: NR
Ambient Temperature (°C): NR
Test Distance: 28.75 FT



REPORT NUMBER: P141138
 CATALOG NUMBER: CEM-E01-LED-E-U-SL3-8030

Iso-Footcandle Lines of Horizontal Illumination

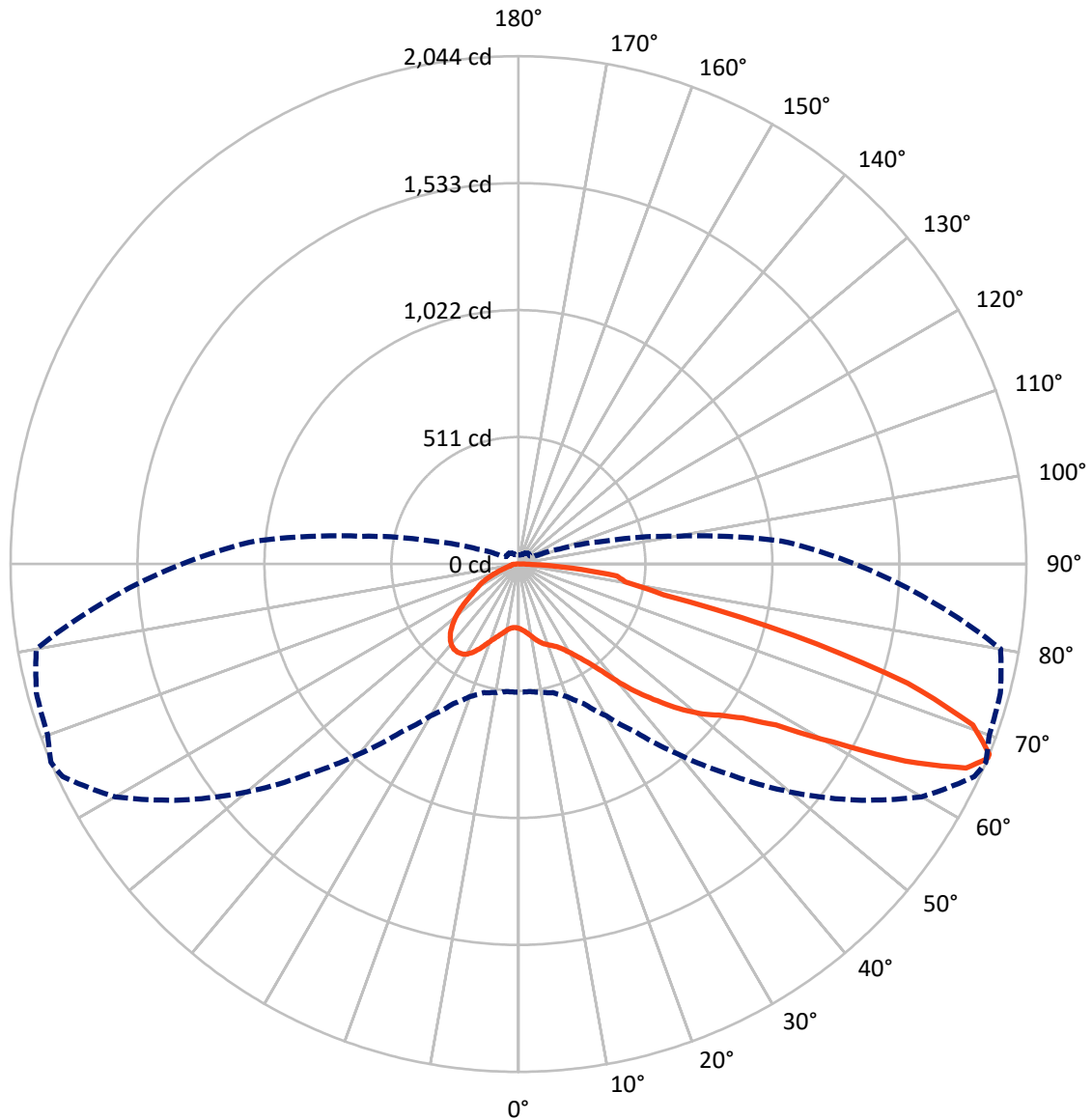
✕ Max cd
 - - - 1/2 Max cd



Based on 10 foot mounting height. Maximum calculated value = 3.4 fc
 Type III - Short - Semi-Cutoff

REPORT NUMBER: P141138
CATALOG NUMBER: CEM-E01-LED-E-U-SL3-8030

Luminous Intensity Polar Plot



— Vertical Plane Through 67-Deg Lateral - - - Horizontal Cone Through 67-Deg Vertical



REPORT NUMBER: P141138

CATALOG NUMBER: CEM-E01-LED-E-U-SL3-8030

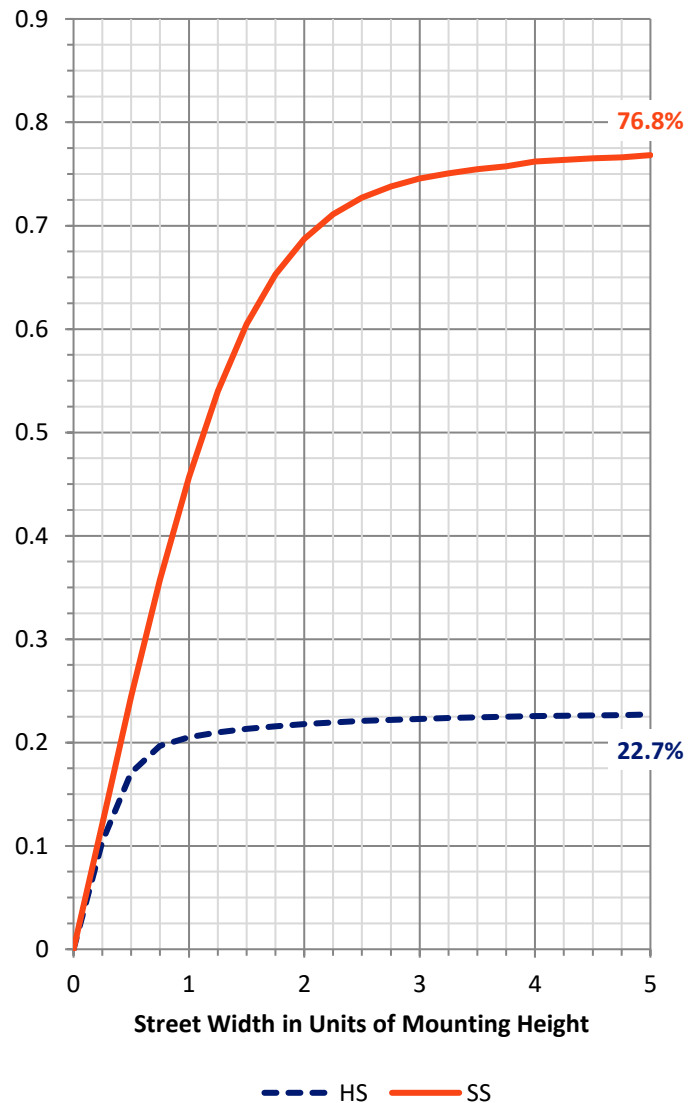
FLUX DISTRIBUTION:

		Downward	Upward	Total
House Side	Lumens	561.9	0.0	561.9
	% Fixture	23.0	0.0	23.0
Street Side	Lumens	1880.5	0.0	1880.5
	% Fixture	77.0	0.0	77.0
Total	Lumens	2442.4	0.0	2442.4
	% Fixture	100.0	0.0	100.0

Coefficient of Utilization

ZONAL LUMENS:

Zone	Lumens	% Fixture
0°-10°	26.0	1.1
10°-20°	89.8	3.7
20°-30°	159.9	6.5
30°-40°	229.8	9.4
40°-50°	350.3	14.3
50°-60°	511.7	20.9
60°-70°	689.4	28.2
70°-80°	338.5	13.9
80°-90°	47.1	1.9
90°-100°	0.0	0.0
100°-110°	0.0	0.0
110°-120°	0.0	0.0
120°-130°	0.0	0.0
130°-140°	0.0	0.0
140°-150°	0.0	0.0
150°-160°	0.0	0.0
160°-170°	0.0	0.0
170°-180°	0.0	0.0
0°-90°	2442.4	100.0
0°-180°	2442.4	100.0



REPORT NUMBER: P141138

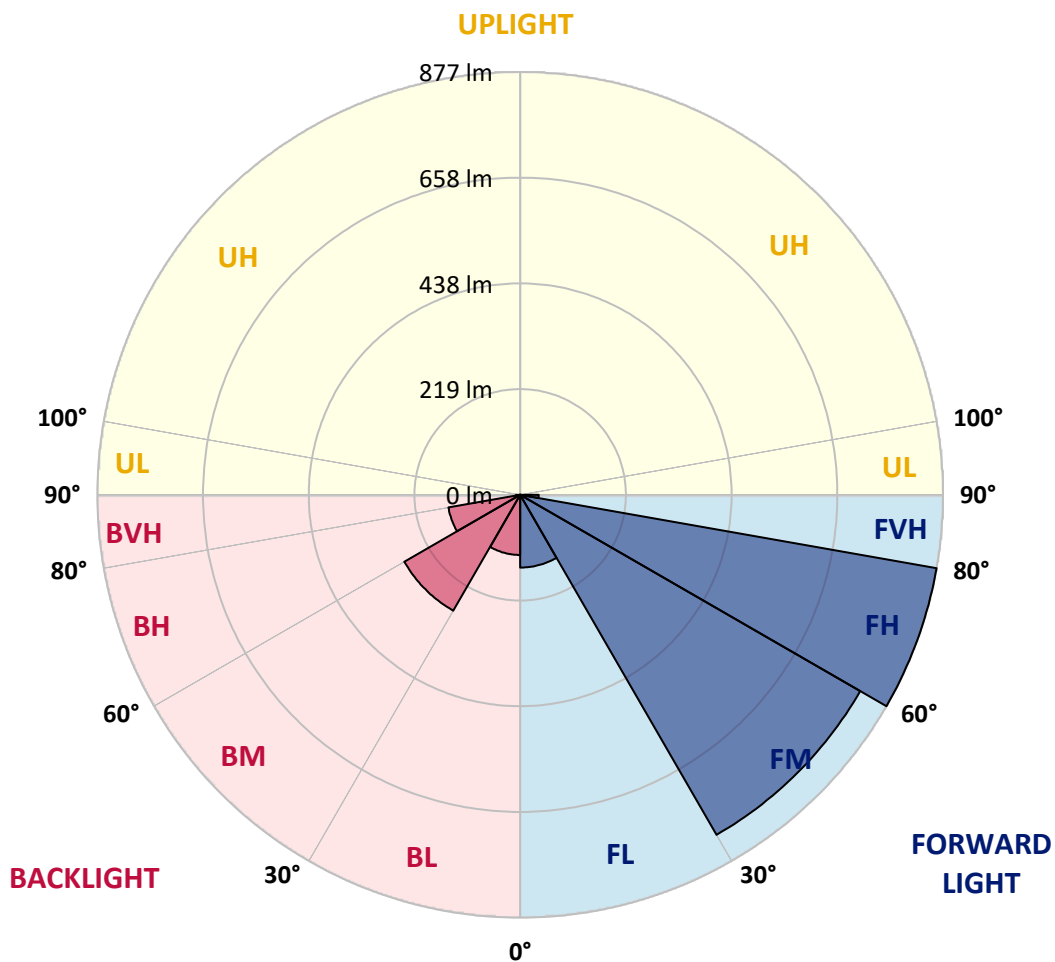
CATALOG NUMBER: CEM-E01-LED-E-U-SL3-8030

LUMINAIRE CLASSIFICATION SYSTEM LUMEN TABLE AND BUG RATING:

Zone		Lumens	% Fixture	Zone Rating/Lumen Limit		
				B	U	G
FL	(0°-30°)	150.9	6.2			
FM	(30°-60°)	814.2	33.3			
FH	(60°-80°)	876.8	35.9			G1/1800
FVH	(80°-90°)	38.6	1.6			G1/100
BL	(0°-30°)	124.8	5.1	B1/500		
BM	(30°-60°)	277.5	11.4	B1/1000		
BH	(60°-80°)	151.1	6.2	B1/500		G1/500
BVH	(80°-90°)	8.5	0.3			G0/10
UL	(90°-100°)	0.0	0.0		U0/0	
UH	(100°-180°)	0.0	0.0		U0/0	

BUG Rating: B1-U0-G1

Type III Short





REPORT NUMBER: P141138

CATALOG NUMBER: CEM-E01-LED-E-U-SL3-8030

CANDELA DISTRIBUTION (FULL):

	0°	5°	10°	15°	20°	25°	30°	35°	40°	45°	50°
0°	259.1	259.1	259.1	259.1	259.1	259.1	259.1	259.1	259.1	259.1	259.1
2.5°	272.6	271.2	272.3	272.0	271.2	270.1	270.6	269.8	269.2	268.4	267.5
5°	290.3	289.5	288.9	288.1	287.5	286.7	286.1	284.7	282.7	281.3	280.2
7.5°	307.8	307.5	306.7	305.5	303.3	302.7	300.7	299.3	297.6	294.8	292.6
10°	328.3	328.0	326.6	324.9	322.4	319.9	317.6	314.2	310.9	308.3	306.4
12.5°	353.1	351.7	348.8	346.6	343.8	339.8	336.2	332.3	327.5	323.5	321.3
15°	377.8	376.1	373.9	370.8	366.6	361.2	355.9	350.0	342.7	337.6	334.5
17.5°	398.1	397.0	394.4	390.2	386.0	379.5	372.5	364.3	355.3	347.7	342.9
20°	412.7	411.6	407.6	402.6	397.0	389.6	382.0	373.0	362.4	353.1	347.7
22.5°	418.9	417.2	412.7	406.0	398.4	389.4	381.2	373.6	363.8	356.7	351.1
25°	420.9	418.9	413.0	404.6	394.7	383.2	373.9	368.0	362.1	359.5	357.6
27.5°	419.7	418.1	411.6	401.2	388.0	374.5	364.6	360.4	360.7	365.4	367.7
30°	415.8	413.8	407.9	396.4	382.3	367.7	359.0	357.6	364.0	376.1	385.1
32.5°	409.3	407.9	403.1	393.3	380.6	368.0	361.8	364.9	376.1	395.0	410.5
35°	407.6	407.4	405.1	399.8	390.5	382.3	379.8	388.5	407.1	433.0	452.7
37.5°	407.4	408.8	409.9	409.9	407.9	407.4	415.0	427.1	454.6	487.0	519.1
40°	413.0	415.5	421.2	428.5	435.5	445.6	461.1	483.9	512.6	552.0	591.9
42.5°	430.4	436.1	445.6	458.3	476.6	495.4	520.5	548.9	585.7	625.4	665.1
45°	464.5	472.6	479.7	499.6	523.8	546.1	578.7	616.1	656.6	706.4	749.2
47.5°	509.5	515.4	530.0	551.1	580.7	612.5	644.0	676.6	725.3	777.3	829.1
50°	554.5	559.0	574.5	599.2	638.1	672.9	709.0	741.3	783.2	838.4	889.0
52.5°	588.0	594.2	607.7	631.9	675.5	715.1	756.2	791.9	839.2	888.7	941.6
55°	611.0	615.0	627.4	651.0	692.1	737.4	783.8	827.7	883.9	939.9	992.5
57.5°	614.7	618.6	629.9	650.7	690.7	738.2	791.4	845.1	913.2	987.2	1056.1
60°	610.5	613.6	623.4	640.6	678.3	730.3	793.6	861.2	945.0	1040.4	1138.8
62.5°	591.6	594.7	603.7	617.8	651.3	707.5	786.9	884.8	990.3	1110.1	1254.5
65°	556.2	558.2	566.6	577.9	611.6	668.7	756.2	880.0	1026.0	1189.2	1376.0
67°	516.0	515.1	524.7	535.9	566.9	619.5	705.0	826.8	997.6	1195.4	1426.9
67.5°	503.6	505.8	515.1	523.0	553.1	604.0	685.9	806.3	973.4	1181.3	1426.1
70°	415.8	420.0	425.1	430.2	456.6	494.0	554.2	670.7	805.7	1002.7	1294.7
72.5°	285.3	276.8	280.5	278.8	287.0	310.6	352.5	454.9	562.1	731.5	961.0
75°	144.6	153.9	152.8	159.8	171.3	186.2	205.7	243.9	328.0	427.6	594.7
77.5°	81.0	78.8	86.6	88.3	95.1	110.8	145.2	195.5	234.1	274.9	336.2
80°	36.9	40.8	43.3	39.4	40.8	44.2	57.4	90.0	151.4	230.4	265.0
82.5°	20.5	21.9	25.6	25.9	27.0	27.9	30.1	34.9	47.0	95.1	187.1
85°	12.9	13.5	17.2	18.8	19.7	19.7	19.7	20.8	23.9	28.1	48.4
87.5°	4.8	5.1	7.9	10.4	10.7	10.1	9.6	11.0	10.1	10.4	15.8
90°	0.0	0.0	0.0	0.0	0.0	0.0	0.0	0.0	0.0	0.0	0.0



REPORT NUMBER: P141138

CATALOG NUMBER: CEM-E01-LED-E-U-SL3-8030

CANDELA DISTRIBUTION (continued):

	55°	60°	65°	67°	70°	75°	80°	85°	90°	95°	100°
0°	259.1	259.1	259.1	259.1	259.1	259.1	259.1	259.1	259.1	259.1	259.1
2.5°	267.0	265.9	264.7	264.5	263.6	263.0	261.6	260.5	259.4	258.5	257.7
5°	277.7	275.4	273.5	272.6	271.5	270.1	267.3	265.3	263.6	261.9	260.2
7.5°	289.8	287.0	284.1	283.0	281.3	278.8	275.7	273.5	270.6	268.1	265.9
10°	303.3	300.2	297.9	296.8	295.4	291.7	289.8	285.8	282.7	279.4	276.5
12.5°	317.9	316.5	313.4	312.3	310.9	308.3	305.5	302.1	298.2	294.6	291.2
15°	331.1	328.9	326.9	326.6	325.8	324.4	320.7	317.1	313.7	308.9	306.1
17.5°	339.3	338.4	338.2	337.9	337.3	336.5	334.8	330.8	327.7	323.8	319.9
20°	344.3	345.2	346.6	347.7	348.3	348.8	348.0	344.1	341.0	337.6	334.2
22.5°	349.7	351.9	355.6	357.3	359.3	362.1	361.5	359.0	357.3	353.4	350.8
25°	357.3	361.8	368.0	370.2	373.9	377.5	378.4	377.0	375.3	372.5	372.5
27.5°	370.2	376.7	384.9	389.6	393.3	398.4	400.1	399.2	399.5	397.8	401.7
30°	390.5	399.5	410.5	415.5	420.0	425.9	427.1	428.7	427.6	430.7	435.5
32.5°	421.2	432.4	443.7	448.4	452.4	458.6	462.2	461.1	465.0	467.0	473.8
35°	468.4	479.7	488.4	489.2	493.7	497.1	500.5	499.4	510.1	514.3	517.9
37.5°	533.7	543.2	548.6	546.6	541.3	547.8	552.3	559.0	565.8	573.4	559.8
40°	618.4	633.6	631.3	628.5	618.4	619.8	621.7	625.4	636.7	634.1	595.6
42.5°	698.8	714.3	711.8	708.7	695.2	688.1	693.5	699.9	706.1	682.2	624.8
45°	780.1	794.2	782.1	786.3	774.2	771.1	781.5	785.2	778.2	734.3	649.6
47.5°	864.5	879.7	873.8	869.6	860.9	860.0	865.9	871.6	843.7	772.0	668.2
50°	929.2	951.7	948.6	946.1	936.5	935.4	949.5	953.4	903.4	811.9	686.7
52.5°	979.0	1008.3	1013.9	1010.5	1008.3	1008.9	1049.4	1043.5	974.2	860.3	708.4
55°	1037.8	1068.2	1088.7	1093.0	1098.6	1106.8	1186.9	1178.2	1072.1	930.1	731.2
57.5°	1115.8	1172.0	1203.0	1222.1	1237.6	1290.5	1392.3	1358.8	1207.8	1020.1	758.2
60°	1230.5	1342.2	1406.4	1455.0	1485.7	1578.0	1701.5	1578.3	1365.3	1128.1	793.6
62.5°	1414.8	1597.1	1719.8	1747.3	1760.3	1848.1	1936.4	1746.2	1479.0	1199.6	799.3
65°	1593.5	1821.3	1964.5	1980.6	1971.0	1994.6	2019.4	1751.3	1452.5	1165.8	733.4
67°	1656.5	1874.2	2024.7	2044.1	2016.0	2008.4	1970.7	1659.0	1353.8	1062.3	641.7
67.5°	1653.1	1868.0	2024.2	2043.9	2016.0	2003.9	1948.5	1621.9	1314.9	1037.0	624.0
70°	1523.7	1730.2	1904.0	1940.9	1925.4	1893.4	1745.9	1373.7	1089.6	850.7	481.1
72.5°	1237.0	1460.1	1598.0	1638.7	1649.7	1567.3	1300.3	961.6	785.5	608.0	348.8
75°	830.5	1052.2	1165.0	1144.5	1077.8	937.4	686.4	507.2	430.4	353.6	215.8
77.5°	470.9	642.0	633.3	597.8	541.6	400.9	194.7	105.5	100.7	117.6	91.4
80°	314.5	395.8	422.8	436.6	433.5	296.5	80.5	40.8	35.2	35.2	34.6
82.5°	262.5	342.1	387.4	399.5	372.2	225.3	48.1	26.7	21.4	23.9	26.7
85°	110.6	172.5	228.2	219.4	174.4	87.8	24.5	14.1	14.1	18.6	23.4
87.5°	26.7	39.7	56.0	54.3	43.6	20.3	12.4	8.7	8.7	14.3	20.3
90°	0.0	0.0	0.0	0.0	0.0	0.0	0.0	0.0	0.0	0.0	0.0



REPORT NUMBER: P141138

CATALOG NUMBER: CEM-E01-LED-E-U-SL3-8030

CANDELA DISTRIBUTION (continued):

	105°	110°	115°	120°	125°	130°	135°	140°	145°	150°	155°
0°	259.1	259.1	259.1	259.1	259.1	259.1	259.1	259.1	259.1	259.1	259.1
2.5°	257.4	256.3	256.3	255.2	254.6	254.0	253.8	254.0	253.2	252.4	252.6
5°	258.8	257.1	256.3	254.3	253.2	252.1	251.2	250.9	249.5	248.7	248.7
7.5°	263.6	261.4	259.7	257.4	255.2	253.5	252.1	251.2	249.3	247.9	247.6
10°	273.5	270.4	267.8	264.5	261.4	259.1	256.6	255.2	252.9	251.5	250.9
12.5°	288.1	283.6	279.6	274.6	270.9	267.5	266.1	263.9	263.0	262.2	262.5
15°	301.9	296.5	292.9	288.9	284.7	282.7	279.9	279.6	279.9	278.5	278.5
17.5°	315.9	311.7	307.5	306.1	302.1	300.7	298.8	297.6	295.1	292.6	289.5
20°	330.6	328.3	326.6	324.9	324.1	320.7	315.7	309.7	301.6	294.3	288.1
22.5°	349.4	348.0	348.3	346.9	342.4	333.9	322.4	310.0	296.8	285.0	275.7
25°	373.3	374.7	373.0	366.0	353.1	335.9	318.2	300.7	283.3	269.2	256.6
27.5°	403.7	402.6	394.7	376.7	354.5	330.0	307.2	286.4	265.6	249.3	233.5
30°	436.9	428.7	408.2	380.1	348.8	319.3	291.2	267.0	242.8	223.7	205.9
32.5°	470.4	447.0	413.8	376.1	339.0	304.1	272.6	244.2	216.3	195.0	174.4
35°	495.7	458.3	413.0	367.7	324.1	284.1	247.6	212.4	180.1	154.5	133.6
37.5°	519.1	464.5	407.4	354.8	303.6	257.7	212.1	174.1	141.5	115.9	97.9
40°	533.4	463.9	396.4	333.4	275.1	218.9	169.4	130.3	101.6	82.7	72.9
42.5°	541.8	458.0	377.5	305.0	236.0	175.3	124.9	89.7	72.3	64.1	59.6
45°	546.1	445.3	354.2	267.0	188.8	125.2	86.1	64.7	57.7	55.4	54.3
47.5°	543.5	427.6	320.7	224.2	140.7	85.8	61.6	54.6	52.3	51.2	50.9
50°	537.6	404.6	285.6	177.8	99.9	61.6	51.8	49.8	49.0	48.7	48.1
52.5°	529.2	377.3	245.3	137.9	70.9	51.2	48.4	47.5	47.0	46.1	45.9
55°	515.1	343.5	204.2	101.6	56.8	48.4	47.0	46.7	45.6	44.7	44.2
57.5°	498.2	307.5	165.4	79.6	52.3	47.3	46.4	46.1	45.0	43.9	42.8
60°	489.8	282.2	136.2	68.9	51.5	47.8	47.3	46.7	45.3	43.6	42.2
62.5°	469.0	254.9	117.3	65.5	52.6	49.8	49.5	48.4	46.4	44.7	42.5
65°	415.2	216.3	99.9	62.2	54.3	52.9	53.5	52.0	49.8	47.0	43.3
67°	350.8	175.8	84.4	59.6	56.3	57.1	58.0	57.1	53.5	49.2	44.5
67.5°	333.4	163.7	80.2	58.8	56.8	58.0	59.4	58.5	54.6	49.8	45.0
70°	250.7	117.3	63.6	55.7	58.8	61.9	64.7	64.4	60.5	54.6	47.0
72.5°	173.3	80.2	51.5	52.0	57.1	62.7	66.4	68.1	64.1	57.1	48.1
75°	104.4	51.2	43.3	47.0	52.0	57.7	63.6	64.1	59.6	52.6	45.0
77.5°	51.2	36.9	35.7	37.1	41.9	46.7	49.2	46.1	43.3	38.5	35.7
80°	30.9	29.0	28.4	31.5	34.3	33.5	31.5	29.0	27.6	26.4	25.3
82.5°	25.9	26.2	26.7	27.3	26.7	23.6	20.3	18.6	17.4	17.4	17.7
85°	26.4	27.0	24.8	22.8	20.3	16.9	13.8	11.8	12.1	12.4	12.4
87.5°	20.5	19.7	17.4	14.3	11.5	8.4	6.8	5.6	6.2	5.9	6.5
90°	0.0	0.0	0.0	0.0	0.0	0.0	0.0	0.0	0.0	0.0	0.0



REPORT NUMBER: P141138

CATALOG NUMBER: CEM-E01-LED-E-U-SL3-8030

CANDELA DISTRIBUTION (continued):

	160°	165°	170°	175°	180°
0°	259.1	259.1	259.1	259.1	259.1
2.5°	252.6	252.4	252.6	252.6	252.9
5°	248.1	247.6	247.6	247.9	247.9
7.5°	247.0	246.4	246.4	246.7	246.4
10°	250.9	250.7	251.2	250.9	250.9
12.5°	262.8	262.8	263.9	264.5	263.9
15°	278.8	278.2	279.1	279.4	279.6
17.5°	287.8	285.3	284.4	285.0	283.9
20°	282.7	278.5	276.8	276.5	274.6
22.5°	268.4	262.2	259.7	258.5	256.3
25°	248.1	240.8	237.4	234.6	233.2
27.5°	223.9	214.9	210.2	207.9	207.1
30°	193.6	184.8	177.8	174.1	173.0
32.5°	159.8	147.1	139.8	135.3	132.2
35°	119.3	107.2	101.8	98.5	94.5
37.5°	86.6	79.3	74.8	72.6	71.7
40°	67.0	63.3	61.0	60.8	60.5
42.5°	58.0	56.3	56.0	55.4	54.9
45°	53.5	52.9	53.2	52.3	51.8
47.5°	50.4	50.1	50.1	49.5	49.2
50°	47.8	47.8	47.5	47.3	47.3
52.5°	45.6	45.9	45.9	45.3	45.3
55°	43.6	43.6	43.9	43.6	43.6
57.5°	42.2	41.9	42.2	42.2	42.2
60°	41.4	40.8	40.5	40.8	40.8
62.5°	40.5	39.7	39.4	39.4	39.7
65°	40.5	39.1	38.5	38.5	38.3
67°	40.8	38.5	37.4	36.9	36.6
67.5°	40.8	38.3	36.9	36.6	36.3
70°	40.8	37.1	35.2	33.8	33.8
72.5°	40.5	36.0	32.9	31.5	30.9
75°	38.5	34.0	31.2	29.5	29.0
77.5°	32.4	29.5	28.1	26.7	26.4
80°	24.5	23.1	21.9	18.8	17.4
82.5°	17.4	16.6	14.6	13.5	12.7
85°	12.4	11.5	10.7	9.6	9.6
87.5°	6.8	6.5	6.2	5.6	5.1
90°	0.0	0.0	0.0	0.0	0.0

(END OF REPORT)